

NATIONAL SOUTH AFRICAN PRICE INFORMATION FOR WEEK 38

From 2023/09/18 To 2023/09/24

Class Units Avg Mass Avg Purch Avg Selling Selling Min Selling Max
CATTLE
 Weighted 20%

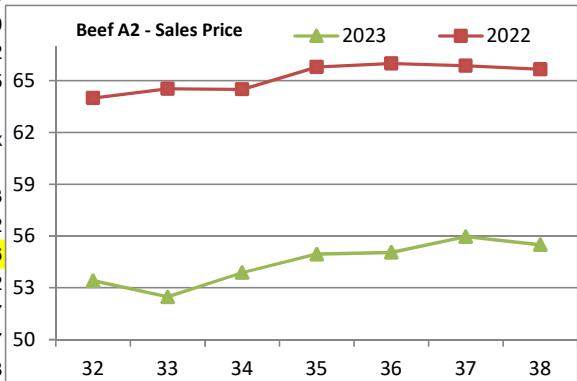
Class	Units	Avg Mass	Avg Purch	Avg Selling	Selling Min	Selling Max
A2	7092	278,39	52,92	55,50	54,38	56,82
A3	1044	291,71	53,03	53,88	52,60	55,74
AB2	475	274,31	51,35	53,32	49,41	56,11
AB3	81	293,33	51,22	53,34	50,22	57,92
B2	277	293,40	47,64	49,08	46,54	54,50
B3	101	309,51	48,11	49,45	47,47	54,50
C2	686	275,93	45,99	47,27	45,38	49,42
C3	276	295,27	46,23	48,44	45,93	49,95

Hide Feedlot	Weighted	2,77
Hide Field	Average	2,39
Dorper	ea	35,74
Merino	ea	45,43

10 032

Class Units Avg Mass Avg Purch Avg Selling Selling Min Selling Max
LAMB/SHEEP
 Weighted 20%

Class	Units	Avg Mass	Avg Purch	Avg Selling	Selling Min	Selling Max
A0	109	11,66	56,13	62,80	55,10	72,23
A1	1151	14,79	84,28	83,88	79,38	85,92
A2	12940	19,47	83,84	83,98	80,99	86,56
A3	1543	21,75	81,82	82,33	80,90	84,22
A4	413	21,30	68,23	72,37	65,97	78,97
A5	107	23,07	64,32	61,23	55,81	68,17
A6	67	23,97	64,31	61,00	56,26	66,78
AB2	466	21,33	73,62	74,45	68,76	79,99
AB3	112	25,94	75,18	74,60	67,70	81,73
B2	194	22,71	60,41	66,86	63,67	69,23
B3	45	25,91	60,14	66,64	62,72	71,76
C2	1351	23,72	58,84	62,65	59,89	69,36
C3	223	26,64	58,39	62,57	58,89	67,69

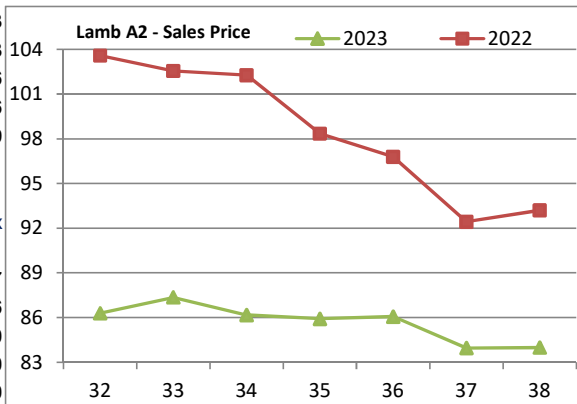


18 721

Class Units Avg Mass Avg Purch Purch Min Purch Max
PIGS
 Weighted 20%

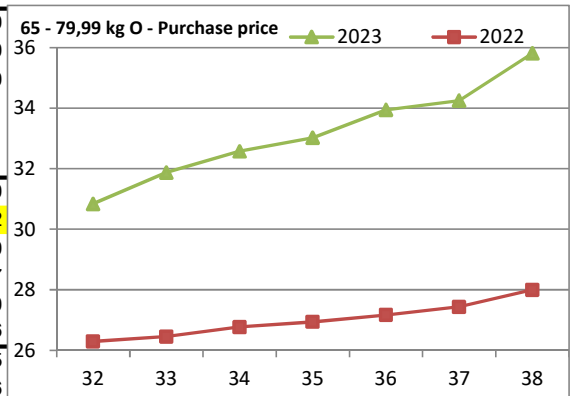
20 - 55,99 kg

P	1144	52,69	37,66	35,22	38,87
O	29	52,52	36,88	33,19	38,56
R	8	46,03	30,08	26,22	37,00
C	3	50,30	33,02	29,50	35,00
U	2	53,85	31,71	29,50	34,00
S					



56 - 64,99 kg

P	1064	63,90	35,74	34,94	36,30
O	108	65,05	35,56	34,64	36,00
R	5	62,51	33,62	28,50	36,00
C					
U					
S					



65 - 79,99 kg

P	10807	79,56	35,83	34,32	37,80
O	3792	82,91	35,81	34,55	38,02
R	276	86,31	35,00	34,00	38,00
C	35	87,32	31,51	29,01	32,07
U	1	91,90	31,00	31,00	31,00
S	1	105,20	36,06	36,06	36,06

80 - 99,99 kg

P	8300	88,28	35,46	34,20	36,25
O	7026	90,12	35,50	34,34	36,46
R	869	91,89	35,22	33,53	37,15
C	59	95,55	30,55	27,17	31,86
U	12	96,28	30,94	28,50	36,50
S	128	100,99	31,37	30,27	32,91

100k SAU 2436 116,59 **30,72** 28,01 33,14
 36 105

**THIS INFORMATION IS PROTECTED AGAINST COPYING OR DISTRIBUTION WITHOUT PRIOR PERMISSION FROM THE RMAA BOARD.
 FOR ENQUIRIES, PLEASE CONTACT RMAA AT TEL (012) 349 1237/8 or info@rmaa.co.za**

Disclaimer: In no event shall the RMAA be liable for any direct, special, indirect or consequential damages, or any other damages of any kind, including but not limited to loss of use, loss of profits, or loss of data, whether in an action in contract, tort (including but not limited to negligence), or otherwise, arising out of or in any way connected with the use of this information. While the RMAA takes great care in compiling the contents of this page, it is nevertheless only meant to provide non-binding general information and cannot replace detailed individual advice

to help the prospective buyer make his decision. The RMAA does not guarantee that the information on these pages is up-to-date, accurate and complete.